

FIRST BORN

THE STORY OF THE BIRTH OF THE FIRST ENGLISH BABY IN AMERICA
a Monty Wedd feature....

ARROGANT SCOTTISH MONARCH KING JAMES I, OF ENGLAND.

BECAUSE OF RELIGIOUS PERSECUTION BY KING JAMES I OF ENGLAND, THE FIRST OF THE STUART MONARCHS, MANY GOD FEARING PEOPLE DECIDED TO LEAVE ENGLAND TO SETTLE IN NEW LANDS.

AMONGST THESE PEOPLE WAS A COUPLE NAMED DARE, STAUNCH PARISHIONERS OF ST. BRIDE'S CHURCH LUDGATE CIRCUS, WHO HAD DECIDED TO START LIFE ANEW IN THE NEW WORLD.

SIR WALTER RALEIGH.

THE DARES WERE AMONGST 15 PERSONS WHO WERE TO SAIL TO AMERICA IN AN EXPEDITION ORGANISED BY SIR WALTER RALEIGH TO ESTABLISH A COLONY.

ACROSS THE VAST ATLANTIC OCEAN THEY SAILED IN A TINY SAILING SHIP OF THE 16TH CENTURY.

HOSTILE YET CURIOUS EYES WATCHED THE STRANGERS COME FROM THE 'QUEER-LOOKING CANOE' AND ARRIVE IN THE NEW WORLD.


THE DARES WERE TO BE THE PARENTS OF THE FIRST ENGLISH CHILD TO BE BORN IN AMERICA - VIRGINIA DARE, 18TH AUGUST, 1587, AT ROANOKE.

IT WAS PRESUMED THAT THE DARES AND OTHERS WERE ADOPTED BY THE INDIANS. IT WASN'T UNTIL 1607 THAT A MAJOR SETTLEMENT KNOWN AS VIRGINIA WAS ESTABLISHED. MRS DARE'S FATHER, JOHN WHITE BEING APPOINTED A GOVERNOR OF THE COLONY.

THE ONLY THING THEY DISCOVERED WAS THE WORD 'GROAT' CARVED INTO THE BARK OF A TREE NEARBY. YEARS LATER, A TRIBE OF THAT NAME WITH FAIR SKINS WAS DISCOVERED.

BUT WHEN SIR RICHARD GRENVILLE'S SHIP RETURNED TO THE SETTLEMENT, HE FOUND THE OCCUPANTS HAD ENTIRELY DISAPPEARED WITH-OUT TRACE.

IN 1937, THE UNITED STATES POST OFFICE ISSUED A STAMP COMMEMORATING VIRGINIA DARE, THE FIRST CHILD TO BE BORN OF ENGLISH PARENTS ON AMERICAN SOIL.



Your Magazine

Published by the Australian Philatelic Federation
for Junior Stamp Collectors

September 1997

Issue 3

Competition Results

Aerophilately Part 2

Maxicards Explained

Postal History



POSTAL HISTORY

with Ed Druce

If you look carefully at the envelope illustrated below you will see that somebody has written 'via Panama' at the top left corner.



You may also notice that the date stamp (cancellation) shows that it was posted on January 1st, 1868 in Sydney, New South Wales. On the reverse is an arrival postmark showing that the letter arrived in London on March 2nd, 1868, so it took sixty-two days to make the journey.



The Arrival mark on the back of the cover.

This is, of course, long before aeroplanes were invented and so all of the letters from Australia to overseas addresses went by ship. Sometimes they were sailing ships but by the 1860's they were mostly steamers.

At this time there were two ways in which mail could be sent to or from Europe. Either East via the Indian Ocean, the Red Sea, through the Suez Canal and across the Mediterranean or West across the Pacific, through the Isthmus of Panama and over the Atlantic Ocean.

This introduces a major area of interest to Postal Historians - the postal routes over which the letters travel.

Postal History is

an interest in envelopes (or covers), and the postmarks, the routes and the postal rates which can be found from these covers.

Postal Historians collect and study the routes, rates and markings of areas, or countries, or their local area or even just one post office.

Getting Started (1)

You may have already started your Postal History collection by putting aside envelopes that come in the mail.

Do not forget to ask your aunts and uncles, not to mention granny and grandpa, to put aside their mail as well. Ask them not to tear off the stamps but give the envelopes to you as they arrived in the post.

Pictorial Postmarks

Many post offices around Australia have pictorial postmarkers that are used for First day Issues and special events. Ask at your local post office whether they have a pictorial postmarker. If they do then ask if they would be prepared to cancel a special cover for you. They will seldom say No!

You can usually buy a blank first day cover from a current issue for about 25c or even a postcard if you prefer. Add your favourite 45c stamp, the pictorial postmark and *BINGO* you've just produced your very own *Souvenir Cover*.

You can build an interesting collection by comparing the normal postmarks from post offices in your local area or state with pictorial postmarks from the same post offices.



Stamp Detectives: NOCTURNAL ANIMALS ON STAMPS QUIZ

from Mike Munzer

Some of these questions are so easy that you may be able to answer them without looking at your Australian stamp collection or Catalogue.

The answer to each of the following ten questions is the name of a nocturnal creature, found on an Australian stamp.

What creature is found on:-

- 1 The 75c value of the *1974 Animal* definitive issue.
- 2 The 40c value of the *1993 Australian Wildlife* issue.
- 3 The 20c value of the *1980 Australian Dogs* issue
- 4 The 40c value of the *1982 Animals* definitive issue.
- 5 One of the stamps in the Se-tenant pair issued for the *Sesquicentenary of Victoria*.
- 6 The 55c value of the *1981 Endangered Species* issue.
- 7 The 10c value of the *1996 Nature of Australia* issue.
- 8 One of the 43c values in the *1991 Australian Insects* issue.
- 9 The flying creature on one of the 45c stamps in the *1992 Threatened Species* issue.
- 10 The 65c value in the *1990 Animals of the High Country* issue.



Please write out the ten names and send in your entry to Linda Lee at the address on page 2. Mark the envelope "Nocturnal Creatures" and remember to include your own name and address and your age.

Keep in mind that prizes are awarded for neatness and presentation as well as correct answers. All entrants will receive a Birds minisheet and the winners will also receive nice prizes from Australia Post and ASDA.

Please Note: Entries Close on Friday, December 5th, 1997

FIND THE THEME

from Betty Van Tenac

In recent years Australia Post has produced maximum cards for every stamp issue. These maximum cards are really postal stationery and have a place in thematic collections. The



maximum card highlights the design of the stamp, however, it often includes other elements not on the stamp, but which can be used in other themes. Let us take a look at the 1992 Christmas issue ASC #1371 "Christmas morning".


Under magnification we can see on the stamp:-

1. Boy (children)
2. Bed (furniture)
3. Clock (clocks- time)
4. Dinosaur Poster (Dinosaurs)
5. Christmas Tree (Christmas)
6. Presents under tree. (Christmas)
7. Door handle (Metals)
8. Venetian blinds (Furnishings)

However, if we look at the maximum card we can see additional themes:-

1. Pottery elephant (Elephant)
2. Candles (Candles - Christmas)
3. Candlesticks (Candles-Furnishings)
4. Stockings (Christmas - clothing)
5. Fireplace (Fire-bricks)
6. Star (Christmas - Decorations)
7. Baubles (Christmas - Decorations)
8. Tinsel (Christmas - Decorations)

Check out the other two stamps in the 1992



Christmas issue and see what other themes you can find. The 1997 Christmas stamps will be issued soon, so don't forget to look closely at the stamps, maxicard and aerogramme to see what these issues turn up!

MORE AEROPHILATELY

from David Collyer and Ron Young

From the earliest times of powered flight, souvenirs in the form of envelopes have been prepared for collectors. First Flight covers can show how aviation developed within a region or throughout a country. From the 1950's through to the 1970's QANTAS produced a range of covers for its first and special flights.

Aerophilately is more than one area of collecting. It offers a wide range of interests.




1955 QANTAS Souvenir cover for the beginning of airmail flights from Perth to the Cocos Islands

The postage rates for airmail were, until recent times, much higher than for the normal letter rate which travelled by surface transport such as rail, road, or ship. Nowadays nearly all mail between Australian states travels by air, but there are still alternatives for overseas mail services. To reduce the weight of air letters, and thus also costs, Postal Services offer the Aerogramme which is a light weight prepaid letter sheet at a reduced postage rate. Australia was one of the earliest producers of airletters/aerogrammes.

To show that mail was to go by airmail special labels were made which are called airmail *etiquettes*.

Australia's first national label was made in 1930 and since that time there have been many changes of design.

The most recent has been in October 1996 where the airmail label now has a white border, which contains a luminescent substance, which allows airmail letters to be detected in Automatic Sorting Machines.



Some early airliners looked very much like packing cases with wings!

From the mid 1950's jet aircraft were introduced by most major airlines and a collection of first flight covers from this period can be interesting.

There are a number of other means of air transport besides balloons, airships and aircraft. Mail can also be flown by Rocket. Australia had a number of rocket mails in the mid 1930's.



1984 issue to commemorate the first airmail flight from Australia to New Zealand in 1934

Mail can also be delivered to remote areas by parachute. The Australian Antarctic base at Macquarie island received a regular mid-winter supply and mail drop by parachute.

Yet another way of delivering mail through the air is to use carrier pigeons, such letters are called pigeon grams.



This 1953 Souvenir flight cover for the Coronation of Queen Elizabeth II travelled from London to Honiara

AIR MAIL
INTERNATIONAL

The latest Airmail "etiquette" from Australia Post

Junior Journal: A New Club

Newcastle & Lake Macquarie Youth Stamp Group

Condensed from a Report by Bob Smith and Brian Wall

The formation of a new junior club is an undertaking not to be taken lightly, as Bob Smith and Brian Wall found out when they set about starting a club in the Newcastle area of NSW.



Bob Smith with some of the members of the new club during a segment dealing with the use of catalogues.

have "earned" for answering quizzes, completing projects and taking part in other activities at earlier meetings.

All of us here at "*Your Magazine*" would like to congratulate the organizers and members of the Newcastle & Lake Macquarie Youth Stamp Group.

Well done all of you!

ABOUT OUR COVER

We hope that you like the Owl on our cover. It is one of the beautiful maxicards from the "Creatures of the Night" set issued on September 30th as the theme for Stamp Month this year.

Thank you to Australia Post for permission to use an advance copy.

Typical problems were breakdowns in communication with local schools (they didn't receive the letters) and the need for resources and material. There was also a general uncertainty about the number of children who would actually turn up at the first meeting, planned for Tuesday 8th July 1997.

The great day dawned and guests from the NSW Stamp Council, and the Newcastle Junior Stamp Club joined the local team for the "Cutting of the Ribbon" of the Newcastle & Lake Macquarie Youth Stamp Group, or "NLM" for short. Nineteen local children turned up to become foundation members of the new club, with four more sending their apologies.

Everyone present received a large bag containing all manner of material, including catalogues, tweezers, magnifying glass, Australia Post Literature, special covers .. oh .. and a few stamps of course!

Bob and Brian have great plans for future activities including an Annual Auction at which members can bid for lots using Auction Points (a bit like Monopoly Money) that they

