


CANBERRA

Find the words below in the following puzzle.

W	Z	I	S	C	I	H	P	A	R	G	O	M	E	D
K	C	L	A	R	I	O	N	S	C	K	T	V	L	A
U	O	X	L	E	D	O	O	H	N	O	I	T	A	N
Z	A	S	Y	R	E	L	L	A	G	T	R	A	I	O
H	L	C	O	V	E	D	K	L	A	B	O	U	R	O
N	I	F	F	I	R	G	E	T	Z	S	T	O	O	R
F	T	G	O	V	E	R	N	M	E	N	T	O	M	T
P	I	T	H	D	C	E	N	J	O	L	N	Y	E	N
B	O	D	L	C	S	B	A	R	I	C	L	X	M	U
M	N	C	A	E	O	H	T	B	L	B	R	R	J	D
Y	E	L	R	U	B	U	E	K	M	L	G	A	T	V
Z	J	P	E	R	A	R	R	E	B	N	A	C	T	J
Z	E	M	D	X	A	M	S	T	P	F	A	C	T	S
R	E	L	E	L	C	S	I	V	K	E	K	C	M	R
U	W	L	F	C	A	P	I	T	A	L	N	Z	J	L

- | | | |
|------------|-------------|----------------|
| ARTGALLERY | COALITION | GRIFFIN |
| ASSEMBLY | DEMOCRATS | HIGHCOURT |
| BURLEY | DEMOGRAPHIC | LABOUR |
| CANBERRA | DUNTROON | LIBERAL |
| CAPITAL | FEDERAL | MEMORIAL |
| CLARION | GOVERNMENT | NATIONHOOD |
| | | REPRESENTATIVE |



The Young Collector

Published by the Australian Philatelic Federation
for Junior Stamp Collectors

Autumn 2000

Issue No 9

Sydney Youth Stamp Group



Carrying the Mails



PARLIAMENT HOUSE CANBERRA

American Pen Pals

The Australasian Philatelic Traders Association (APTA) have kindly donated funds to support
"The Young Collector" - check out their website at www.apta.com.au

Printed by Australia Post Printing Services, Adelaide South Australia. "The Young Collector" is
produced with the support of Australia Post

SYDNEY YOUTH STAMP GROUP

by Cyril Mc Colough

Seniors: Cyril gave his talk on "Padstow Post Office" and what you can see there. Brian followed up with samples of materials used everyday, and explained, why the items are used. This was followed by questions on the talk, and the quickest answer received a packet of stamps. A concentration game on an "Australian Poster", was followed by questions.

During lunch, "Swapping of Stamps" took place. After lunch we listened to Col Ryan give his talk on "Papua and New Guinea". After the talk, Bob emptied a bag of mixed world stamps on the table, and told the group to pick out 20 stamps each. Two assignments were set by Bob and Brian.

- 1) Each person was given 10 stamps to identify their perforations
- 2) Each was also given 6 pieces of Hawid mounts and asked to mount 6 of their stamps, on one page.

The sheets are to be brought to the next meeting.



Juniors and Parents joining in activities of the Sydney Youth Stamp Group in October 1999. In the background you can see Walter in a white shirt and Cyril in a check shirt, keeping an eye on the activities.

Juniors: The Juniors group with one new member, started the morning programme, with a talk about "Padstow Post Office" with photos both inside and outside. Pamphlets and various forms for different services provided; postman, post vans, postboxes, letters, postmarks, mail tags and stickers were shown, finishing up about mail centre at "Turrella" where the mail was sorted for delivery world wide.

The group then went on to "Finding a Word" till lunch. Col Ryan then addressed both Junior and Senior groups on his display of his collection of Papua and New Guinea. The Juniors finished off the afternoon with swapping of stamps and games.

AMERICAN PEN PALS

TO ALL JUNIOR STAMP COLLECTORS

We are the members of the Junior Philatelists of America, an organisation of about 400 members, eighteen and younger. Some of us are looking for foreign philatelists to trade stamps and exchange letters with.

If you are interested in corresponding with one of us, please contact the Pen Pal Service Chair, Miss Marianne Hall at :-

181 Deer View Lane
Naches, Washington
USA 98937


Please send your name, age, address and a list of your interests, philatelic or otherwise. We look forward to hearing from you.



Stamp Detectives: CANBERRA STAMP QUIZ

from Mike Munzer

You will need your Colour Catalogue to help you answer these questions.

1. In what year was a 1½d stamp issued to commemorate the opening of the Federal Parliament House?
2. What colour was the 1/6 stamp issued in 1951 for the 50th anniversary of the Federation?
3. What bird is shown on the 3½d blue stamp issued in 1955 for the U.S.A. memorial, in Canberra?
4. What Canberra building is shown on the se-tenant pair of 5½d stamps issued in 1958? 
5. Who is shown on the 5d green stamp of 1963 for the 50th anniversary of Canberra?
6. How many stamps are in the set of stamps issued in 1975, for Australian Prime Ministers?
7. What is the face value of the stamp issued in 1977 for the 50th anniversary of the opening of Federal Parliament House?
8. What Canberra Building was opened in 1980 and shown on a 22 cent stamp?
9. What value was the stamp which showed the Australian National Gallery, opened in 1982?
10. Who opened the new Parliament House, shown on a 37 cent stamp in 1988?

Send your answers, on a very neat page to Linda Lee at the address on page 2.

All entrants will receive a Miniature sheet.

Please note: Entries close on
July 31st 2000.

FIND THE THEME

by Betty Van Tenac

Did your favourite TV programme in the Childrens TV set of stamps that were issued in May 1999. I know my grandchildren loved *Play School* when they were younger so I have selected the one of two stamps featuring *Play School* for this column. As you know the show has toys as characters teamed with presenters. Commencing in 1966, this long running children's program has been hosted over the years by a number of well known Australian actors and relies on sets made from odds and ends found around the home. I have chosen this stamp for you to search for various themes in the stamp.



- | | |
|----------------|----------------|
| 1. Hats | (Headgear) |
| 2. Doll | (Toys) |
| 3. Dog | (Toys) |
| 4. Flowers | (Plants) |
| 5. Flower Pots | (Garden Tools) |
| 6. Clock | (Time) |

However, if you look at the maximum card we can see

1. A Teddy Bear
2. Different hats
3. That the dog is a knitted toy (*Handicraft*)
4. A doll with plaits
5. The flowers are sunflowers, daisies and gerberas.

Take your magnifying glass and look at the 4 other stamps in the set and see how many themes you can find.

This set was issued in gummed sheets and in a peel and stick format.

YOUTH PHILATELY NEWS

from the APF

For Competition
Entries and letters
to the editor, please
write to:

Linda Lee
APF Youth
Development Officer
34 Oceanview Ave
DOVER HEIGHTS
NSW 2030

First some very exciting news from Samantha Lew of Australia Post. If you are starting school for the first time in 2000, you will be getting a special Australia Post stamp pack. These packs will be sent out during July 2000 and will have lots of activities to get young people involved with their parents and teachers in our great hobby. If you are starting primary school this year you will get the pack or if you know someone else who is starting school this year tell them to look out for it!

Going live soon is our Youth Page attached to the APF website! When you go into www.apf.org.au you can click on the Youth Page link. There you can get information about all the APF services for young people, news about upcoming exhibitions, extracts from the latest issue of *The Young Collector*, and check out the cool hot links!

Congratulations to Michelle Edwards and Jasmyn Heinen, both from South Australia, the winners of the APF Youth Awards for 2000. Michelle won the first prize of a return airfare and accommodation to visit the World Youth Stamp Exhibition, **Bangkok 2000**, held from 25 March to 3 April 2000 in Bangkok Thailand. Jasmyn won second prize donated by Australia Post, of a return airfare and accommodation to visit **Canberra 2000**, held from 18 to 20 March at Dickson College, Dickson, ACT.

How do you think we get ideas for the APF National and State Youth Programs? Well, one very important way is by meeting together. The State Youth Officers will be meeting in Canberra during **Canberra 2000**, so watch out for all kinds of new things over the next two years. They will also be running activities at the Show's

Youth Corner. Busy, busy, busy!

Watch out for the next *The Young Collector* just before the Olympics. If you live in or will be visiting Sydney between 15 and 28 September why not visit **Olympilex 2000**. This is a World Sports Stamp, Coin and Memorabilia Show on at the Exhibition Halls at Centrepont right in the heart of Sydney. There will be stamps, coins, banknotes, pins and other memorabilia displays and youth and adult philatelic exhibits in competition. You can take part in Youth Corner activities. You will also be able to mint your own coin, get your face on a stamp and visit stands run by Postal Administrations including Australia, Argentina, China, Cuba, Cyprus, Italy, Nauru and stamp, coin and pin dealers.

By the way, get ready for lift off! Australia Post's theme for **Stamp Month** in 2000 is **SPACE**. The program will be launched on the Monday after the Olympics close! Contact your State Youth Officer for further information.

10, 9, 8, 7, 6, 5, 4, 3, 2, 1. Houston we have a goodbye for now!

Linda Lee.

APF Youth Development Officer.

The Young Collector is published by the Australian Philatelic Federation.

Managing Editor: **Linda Lee**
APF Youth Development Officer

Co-ordinating Officer: **Mike Munzer**
SAPC Education Officer

Youth Consultants: **Jasmyn & Kayte Heinen**
Salisbury Junior Stamp Club

Contributions and articles should be sent to the following address:

Mr Mike Munzer
Education Officer SAPC
4 Tulip Court
PARAFIELD GARDENS 5107

or via Email to Saphil House
saphil@senet.com.au

Visit the APF Webpage
<http://www.apf.org.au>



Members of the Salisbury Junior Stamp Club, waiting to join the Parade, through Salisbury main Street during Christmas Festivities in December 1999. Note Bob Hill (Australia Post) second from the right, who drove the van and supplied thousands of balloons and giveaways that the children threw to the spectators, along the way.



Australia Post van, loaded up with members of the Salisbury Junior Stamp Club (South Australia) waiting in the marshalling area, for the signal to join the Annual Christmas Parade through Salisbury.



The Mail Coach from Casterton (Victoria) arriving at the Town Hall, Mount Gambier (South Australia), during Congress '99 in October 1999 – note the 'Police escort'.

STATE YOUTH OFFICERS 1999

ACT

John Vassallo
PO Box 634
CIVIC SQUARE ACT 2608
e-mail: vassj@ozemail.com.au

New South Wales

Lewis Hodson
31 Potter Street
RUSSELL LEA NSW 2046

Queensland

Joan Orr
7 Mizzen Street
MANLY WEST QLD 4179

South Australia

Mike Munzer
4 Tulip Court
PARAFIELD GARDENS SA 5107
e-mail: saphil@senet.com.au

Tasmania

Mick Meyles
Box 1044 NSDC
98 Grove Road
GLENORCHY TAS 7010
e-mail: mmeyles@optusnet.com.au

Victoria

Charles Bromser
37 Bridport Street
SOUTH MELBOURNE VIC 3205
e-mail: chabro@ozemail.com.au

Western Australia

Wilf Wells
PO Box 5009
SOUTH LAKE WA 6964

CARRYING THE MAILS

by Ed Druce

Hi, I'm back to talk some more about Postal History. You may remember if you have really good memories that Postal History is about the operations of the mail delivery system. It is about routes, rates and markings



This issue I am going to tell you a little more about routes. The particular route that mail travels over is dependant on the method of carriage, Just think, if you didn't have a road outside your house, the postie could not ride their motorbike to deliver your mail.

The very first mails were carried by runners or foot-posts and this was the case from at least 2000BC to relatively recent times. I remember as a kid the mail being delivered by a foot post from the nearest town some six kilometres away although it was replaced by a van delivery while I was still at school.

The mail man walked about twelve kilometres to the end of his route and then returned, twenty four kilometres a day through sun, wind, rain and snow carrying a heavy mail bag and selling stamps as well




Technical development, with better and better machines has meant a transformation in the way mail is carried. Every postal administration attempts to speed the mails. While we may call it snail mail, it is still very fast for anything that cannot be sent by computer. A letter posted in Australia on a Monday will be delivered to the door in England by Friday and a reply will often be with you only a week or so after posting the original letter.



One hundred and fifty years ago this would have taken about a year, sometimes more!

One way of beginning a simple postal history collection is to collect envelopes that have travelled by different means. I have already mentioned foot-posts and of course these developed into horse posts and eventually to stage coaches (nearly all were mail coaches). When railways were invented in the 1830's mail began to be carried by them.



The invention of the car and the plane revolutionised mail carriage. The plane took over from the sailing ship and the ocean liner as the preferred method of mail carriage for letters, although parcels are still commonly carried by ship.

Water is often used to carry mails in countries where roads are poor and water transport is faster: try finding canoe mail or much harder, barge mail. I have managed to find canoe mail but barge from the early 1800's has still eluded me.



Also, try to find tram mail, balloon mail, rocket mail and glider mail; all used at one time or another to carry the mails. Good hunting.

